




T3/T25/Vanagon Transaxle Specs

3-speed Automatic.....	Page 1
4-speed Manual	Pages 2-3
5-speed Manual	Pages 4-5
4+G Manual, Syncro 14"	Page 6
4+G Manual, Syncro 16"	Page 7
4+G Manual, Syncro (without VC).....	Page 7
Engine Specs & Transmission Cross-reference	Page 8

Icon key:







-  = Worldwide, including North America
-  = Worldwide, excluding North America
-  = North America only

The tables on the following pages were compiled by TheSamba.com member *kamzcab86* from these sources:

- VW parts catalog (ETKA)
- Bentley Service Manual
- http://rjes.com/html/gearbox_types.html
- <http://vwt3.com/t3-tech/t3-data/t3-gearbox-codes/>
- <http://www.partsemporium.co.uk/GUIDE%20to%20VW%20T3%20t25%20gearbox%20codes.htm>
- https://web.archive.org/web/20060513084317/http://club80-90syncro.co.uk/Syncro_website/TechnicalPages/Syncro%20Axle%20Codes%20and%20Gear%20Ratios%205.htm
- <http://www.t3-infos.de/images/T3-Getriebe.pdf>
- <http://www.csgnetwork.com/multirpmlcalc.html>

This document is to be used only as a guide. While every effort was made to ensure accuracy, errors are possible. If you have corrections, or information to add to these tables, please email kamzcab86@yahoo.com.







3-speed Automatic, 2WD

Trans Code	Trans Type	Usage				Gear Ratios & Component Codes							RPM @ mph in top gear with 25.6" tires*			
		Engine	bhp	Dates	Note	1	2	3	R	Final	Torque Converter	Valve Body	50	60	70	80
NG	090	2.0AC	70	6/79-12/82		2.55	1.45	1.00	2.46	45:11 = 4.09	D >3/81 Z 3/81>	AH >7/80 BH 7/80>	2684	3221	3758	4295
NH	090	1.9	78, 82, 90	10/82-7/92		2.71	1.50	1.00	2.43	45:11 = 4.09	Z	FF >1/85 FFA 1/85>	2684	3221	3758	4295
NJ	090	2.1	112	8/84-7/92		2.71	1.50	1.00	2.43	41:11 = 3.73	?	?	2448	2937	3427	3916
NK	090	1.9 2.1	73, 82 87, 95	7/85-7/92		2.71	1.50	1.00	2.43	45:11 = 4.09	H	FFA	2684	3221	3758	4295
NL	090	2.1	112	8/86-7/89		?	?	?	?	?	?	?				
NM	090	1.6TD	70			?	?	?	?	?	?	?				















* Diameter of original 185/80R14 tires

Note: If installing a higher horsepower engine than the original WBX, it is recommended to upgrade the final drive R&P to a 3.25, 3.3, or 3.27.

4-speed Manual, 2WD

Trans Code	Trans Type	Usage				Gear Ratios						RPM @ mph in top gear with 25.6" tires*			
		Engine	bhp	Dates	Note	1	2	3	4	R	Final	50	60	70	80
2D	091			-7/82		34:9 = 3.78	35:17 = 2.06	49:40 = 1.23	?	33:9 = 3.67	?				
4D	091/1	1.9	60	8/82- 7/84		34:9 = 3.78	33:16 = 2.06	63:50 = 1.26	52:61 = 0.85	33:9 = 3.67	32:7 = 4.57	2549	3059	3569	4079
4W	091					34:9 = 3.78	33:16 = 2.06	63:50 = 1.26	52:61 = 0.85	33:9 = 3.67	?				
5D	091/1	1.9	78, 90	8/82- 7/84		34:9 = 3.78	33:16 = 2.06	63:50 = 1.26	52:61 = 0.85	33:9 = 3.67	34:7 = 4.86	2711	3253	3795	4338
6D	091	1.6AC	50	6/82- 3/84		34:9 = 3.78	33:16 = 2.06	63:50 = 1.26	52:61 = 0.85	33:9 = 3.67	41:7 = 5.86	3269	3923	4576	5230
AAF		1.6D	50	-8/84		34:9 = 3.78	33:16 = 2.06	49:40 = 1.23	0.85	33:9 = 3.67	35:6 = 5.83	3252	3902	4553	5203
AAH		1.6TD	70	-1/85		34:9 = 3.78	33:16 = 2.06	49:40 = 1.23	39:50 = 0.78	33:9 = 3.67	33:6 = 5.5	2815	3378	3941	4505
ABB	091/1	1.9	60	8/84- 7/87		34:9 = 3.78	33:16 = 2.06	49:40 = 1.23	41:48 = 0.85	33:9 = 3.67	32:7 = 4.57	2549	3059	3569	4079
ABD	091/1	1.9	78, 82, 90	8/84- 7/87		34:9 = 3.78	33:16 = 2.06	49:40 = 1.23	41:48 = 0.85	33:9 = 3.67	29:6 = 4.83	2694	3233	3772	4311
ABE	091/1	1.9	73, 78	8/84- 7/87		34:9 = 3.78	33:16 = 2.06	49:40 = 1.23	41:48 = 0.85	33:9 = 3.67	29:6 = 4.83	2694	3233	3772	4311
ABF	091/1	1.6D 1.7D	50 57	8/84- 12/86		34:9 = 3.78	33:16 = 2.06	49:40 = 1.23	41:48 = 0.85	33:9 = 3.67	29:6 = 4.83	2694	3233	3772	4311
ABH	091/1	1.6TD	70	8/84- 7/87		34:9 = 3.78	33:16 = 2.06	49:40 = 1.23	39:50 = 0.78	33:9 = 3.67	38:7 = 5.43	2779	3335	3891	4447
ABS	091/1	1.6TD	70	1/86- 7/87	40% LSD 	34:9 = 3.78	33:16 = 2.06	49:40 = 1.23	39:50 = 0.78	33:9 = 3.67	38:7 = 5.43	2779	3335	3891	4447
ABW		1.6D	50			34:9 = 3.78	33:16 = 2.06	49:40 = 1.23	?	33:9 = 3.67	?				
ACP	091/1	1.6D	50	3/84- 7/92		34:9 = 3.78	33:16 = 2.06	63:50 = 1.26	52:61 = 0.85	33:9 = 3.67	35:6 = 5.83	3252	3902	4553	5203
ACR	091/1	1.6D	50	3/84- 7/92		34:9 = 3.78	33:16 = 2.06	63:50 = 1.26	52:61 = 0.85	33:9 = 3.67	35:6 = 5.83	3252	3902	4553	5203
ACW	091/1	2.1	95, 112	1/86- 7/92		34:9 = 3.78	33:16 = 2.06	49:40 = 1.23	41:48 = 0.85	33:9 = 3.67	29:6 = 4.83	2694	3233	3772	4311
AVW	091	1.6AC	50	7/78- 1/80		34:9 = 3.78	33:16 = 2.06	49:40 = 1.23	51:62 = 0.82	3.28 ¹	29:6 = 4.83	2599	3119	3639	4159
ALD	091/1	1.7D	57	6/86- 7/92		34:9 = 3.78	33:16 = 2.06	49:40 = 1.23	41:48 = 0.85	33:9 = 3.67	33:6 = 5.5	3068	3682	4295	4909
AOJ		1.8	95	5/95- 12/99		34:9 = 3.78	33:16 = 2.06	49:40 = 1.23	41:48 = 0.85	33:9 = 3.67	32:7 = 4.57	2549	3059	3569	4079
APF	091/1	1.7D	57	10/86- 7/89		34:9 = 3.78	33:16 = 2.06	49:40 = 1.23	0.85	33:9 = 3.67	33:6 = 5.5	3068	3682	4295	4909
CYV	091/1	2.3	120	6/95- 7/02		34:9 = 3.78	33:16 = 2.06	49:40 = 1.23	?	?	29:6 = 4.83				
DH	091	1.6D	50	5/79- 12/82		34:9 = 3.78	33:16 = 2.06	49:40 = 1.23	51:62 = 0.82	3.28 ¹	38:7 = 5.43	2922	3506	4091	4675

4-speed Manual, 2WD cont.

Trans Code	Trans Type	Usage				Gear Ratios						RPM @ mph in top gear with 25.6" tires*			
		Engine	bhp	Dates	Note	1	2	3	4	R	Final	50	60	70	80
DJ	091	1.6D	50	5/79-12/82		34:9 = 3.78	33:16 = 2.06	63:50 = 1.26	51:62 = 0.82	3.28 ¹	35:6 = 5.83	3137	3765	4392	5020
DK	091	2.0AC	70	5/79-12/82		34:9 = 3.78	33:16 = 2.06	49:40 = 1.23	52:61 = 0.85	3.28 ¹	32:7 = 4.57	2549	3059	3569	4079
DKP		2.3	120	7/96-7/02		34:9 = 3.78	33:16 = 2.06	49:40 = 1.23	41:48 = 0.85	?	?				
DL	091	2.0AC	70	8/79-12/82		34:9 = 3.78	33:16 = 2.06	63:50 = 1.26	0.88	3.28 ¹	34:7 = 4.86	2807	3368	3929	4491
DM	091	1.6D	50	8/81-7/82		34:9 = 3.78	35:17 = 2.06	63:50 = 1.26	52:61 = 0.85	3.28 ¹	32:7 = 4.57	3029	3635	4240	4846
DN	091	1.6AC	50	5/79-12/82	40% LSD 	34:9 = 3.78	33:16 = 2.06	49:40 = 1.23	51:62 = 0.82	3.28 ¹	38:7 = 5.43	2922	3506	4091	4675
DO	091	1.6AC	50	5/79-12/82	40% LSD 	34:9 = 3.78	33:16 = 2.06	63:50 = 1.26	51:62 = 0.82	3.28 ¹	35:6 = 5.83	3137	3765	4392	5020
DP	091	2.0AC	70	5/79-12/82	40% LSD 	34:9 = 3.78	33:16 = 2.06	49:40 = 1.23	52:61 = 0.85	3.28 ¹	32:7 = 4.57	2549	3059	3569	4079
DR	091	2.0AC	70	5/79-12/82	40% LSD 	34:9 = 3.78	33:16 = 2.06	63:50 = 1.26	0.88	3.28 ¹	34:7 = 4.86	2807	3368	3929	4491
DS	091	1.6AC	50	-7/82	40% LSD 	34:9 = 3.78	35:17 = 2.06	63:50 = 1.26	52:61 = 0.85	3.28 ¹	38:7 = 5.43	3029	3635	4240	4846
DT	091/1	1.9	60	8/82-7/84		34:9 = 3.78	33:16 = 2.06	63:50 = 1.26	52:61 = 0.85	33:9 = 3.67	32:7 = 4.57	2549	3059	3569	4079
DU	091/1	1.9	78, 82, 90	8/82-7/84		34:9 = 3.78	33:16 = 2.06	63:50 = 1.26	52:61 = 0.85	33:9 = 3.67	34:7 = 4.86	2711	3253	3795	4338
DY	091	1.6AC	50	6/82-3/84		34:9 = 3.78	33:16 = 2.06	63:50 = 1.26	52:61 = 0.85	33:9 = 3.67	35:6 = 5.83	3252	3902	4553	5203
DZ	091	1.6D	50	10/81-7/82		34:9 = 3.78	35:17 = 2.06	63:50 = 1.26	52:61 = 0.85	33:9 = 3.67	41:7 = 5.86	3269	3923	4576	5230
FBZ		2.3	120	6/95-7/02		?	?	?	?	?	?				










1. R&P = 16:13 X 40:15

* Diameter of original 185/80R14 tires

5-speed Manual, 2WD


Trans Code	Trans Type	Usage				Gear Ratios							RPM @ mph in top gear with 25.6" tires*			
		Engine	bhp	Dates	Note	1	2	3	4	5	R	Final	50	60	70	80
3H	094	1.6TD	70	8/84-7/87		37:9 = 4.11	35:15 = 2.33	31:21 = 1.48	45:44 = 1.02	40:49 = 0.82	33:9 = 3.67	29:6 = 4.83	2599	3119	3639	4159
3P	094	1.9	78, 82, 90	10/83-7/84	40% LSD 	37:9 = 4.11	35:15 = 2.33	31:21 = 1.48	57:56 = 1.02	51:62 = 0.82	33:9 = 3.67	34:7 = 4.86	2615	3138	3661	4184
7D	094	1.9	60	8/82-9/83	40% LSD 	37:9 = 4.11	35:15 = 2.33	31:21 = 1.48	57:56 = 1.02	49:64 = 0.77	33:9 = 3.67	34:7 = 4.86	2456	2947	3438	3929
8D	094	1.9	78	8/82-9/83	40% LSD 	37:9 = 4.11	35:15 = 2.33	31:21 = 1.48	57:56 = 1.02	49:64 = 0.77	33:9 = 3.67	34:7 = 4.86	2456	2947	3438	3929
8E	094	1.9	78, 82, 90	10/83-7/84		37:9 = 4.11	35:15 = 2.33	31:21 = 1.48	57:56 = 1.02	51:62 = 0.82	33:9 = 3.67	34:7 = 4.86	2615	3138	3661	4184
8F	094	1.9	60	10/83-7/84	40% LSD 	37:9 = 4.11	35:15 = 2.33	31:21 = 1.48	57:56 = 1.02	51:62 = 0.82	33:9 = 3.67	34:7 = 4.86	2615	3138	3661	4184
8H	094	1.9	60	10/83-7/84		37:9 = 4.11	35:15 = 2.33	31:21 = 1.48	57:56 = 1.02	51:62 = 0.82	33:9 = 3.67	34:7 = 4.86	2615	3138	3661	4184
8K	094	1.6D	50	10/83-7/84	40% LSD 	37:9 = 4.11	35:15 = 2.33	31:21 = 1.48	57:56 = 1.02	51:62 = 0.82	33:9 = 3.67	38:7 = 5.43	2922	3506	4091	4675
8L	094	1.6D	50	10/83-7/84		37:9 = 4.11	35:15 = 2.33	31:21 = 1.48	57:56 = 1.02	51:62 = 0.82	33:9 = 3.67	38:7 = 5.43	2922	3506	4091	4675
9D	094	1.6D	50	8/82-9/83	40% LSD 	37:9 = 4.11	35:15 = 2.33	31:21 = 1.48	57:56 = 1.02	49:64 = 0.77	33:9 = 3.67	38:7 = 5.43	2744	3293	3841	4390
AAP	094	2.1	112	8/84-7/87		37:9 = 4.11	35:15 = 2.33	31:21 = 1.48	45:44 = 1.02	40:49 = 0.82	33:9 = 3.67	32:7 = 4.57	2459	2951	3443	3935
AAR	094	2.1	112	8/84-7/87	40% LSD 	37:9 = 4.11	35:15 = 2.33	31:21 = 1.48	45:44 = 1.02	40:49 = 0.82	33:9 = 3.67	32:7 = 4.57	2459	2951	3443	3935
AAS	094	1.6TD	70	8/84-7/87	40% LSD 	37:9 = 4.11	35:15 = 2.33	31:21 = 1.48	45:44 = 1.02	40:49 = 0.82	33:9 = 3.67	29:6 = 4.83	2599	3119	3639	4159
ABK	094	1.9	60	8/87-7/89	40% LSD 	37:9 = 4.11	35:15 = 2.33	31:21 = 1.48	57:56 = 1.02	40:49 = 0.82	33:9 = 3.67	29:6 = 4.83	2599	3119	3639	4159
ABL	094	1.9	60	8/84-7/89		37:9 = 4.11	35:15 = 2.33	31:21 = 1.48	45:44 = 1.02	40:49 = 0.82	33:9 = 3.67	29:6 = 4.83	2599	3119	3639	4159
ABM	094	1.9 2.1	73 – 90 95	8/84-	40% LSD	37:9 = 4.11	35:15 = 2.33	31:21 = 1.48	45:44 = 1.02	40:49 = 0.82	33:9 = 3.67	29:6 = 4.83	2599	3119	3639	4159
ABN	094	1.9 2.1	78, 82, 90 95	8/84-		37:9 = 4.11	35:15 = 2.33	31:21 = 1.48	45:44 = 1.02	40:49 = 0.82	33:9 = 3.67	29:6 = 4.83	2599	3119	3639	4159
ABP	094	1.6D 1.7D	50 57	8/84-7/85	40% LSD	37:9 = 4.11	35:15 = 2.33	31:21 = 1.48	57:56 = 1.02	40:49 = 0.82	33:9 = 3.67	33:6 = 5.5	2960	3552	4144	4736
ABR	094	1.6D 1.7D	50 57	8/84-		37:9 = 4.11	35:15 = 2.33	31:21 = 1.48	45:44 = 1.02	40:49 = 0.82	33:9 = 3.67	33:6 = 5.5	2960	3552	4144	4736
AFJ	094	2.5 2.6	160	-7/02		37:9 = 4.11	35:15 = 2.33	31:21 = 1.48	57:56 = 1.02	40:49 = 0.82	33:9 = 3.67	29:6 = 4.83	2599	3119	3639	4159
AGT	094	2.1	87, 95	8/89-7/92		37:9 = 4.11	35:15 = 2.33	31:21 = 1.48	45:44 = 1.02	40:49 = 0.82	33:9 = 3.67	29:6 = 4.83	2599	3119	3639	4159
ASL	094	2.1	90	8/89-7/92		37:9 = 4.11	2.13	31:21 = 1.48	57:56 = 1.02	0.85	33:9 = 3.67	32:7 = 4.57	2549	3059	3569	4079
ASM	094	1.9	60	8/89-7/92		37:9 = 4.11	2.13	31:21 = 1.48	57:56 = 1.02	0.85	33:9 = 3.67	32:7 = 4.57	2549	3059	3569	4079

5-speed Manual, 2WD cont.

Trans Code	Trans Type	Usage				Gear Ratios							RPM @ mph in top gear with 25.6" tires*			
		Engine	bhp	Dates	Note	1	2	3	4	5	R	Final	50	60	70	80
ASN	094	1.7D	57	7/89-7/92	40% LSD 	37:9 = 4.11	2.13	31:21 = 1.48	57:56 = 1.02	40:49 = 0.82	33:9 = 3.67	33:6 = 5.5	2960	3552	4144	4736
ASP	094	1.7D	57	7/89-7/92		37:9 = 4.11	2.13	31:21 = 1.48	57:56 = 1.02	40:49 = 0.82	33:9 = 3.67	33:6 = 5.5	2960	3552	4144	4736
ASR	094	1.6TD	70	7/89-7/92	40% LSD 	37:9 = 4.11	2.13	31:21 = 1.48	57:56 = 1.02	40:49 = 0.82	33:9 = 3.67	29:6 = 4.83	2599	3119	3639	4159
ASS	094	1.6TD	70	7/89-7/92		37:9 = 4.11	2.13	31:21 = 1.48	57:56 = 1.02	40:49 = 0.82	33:9 = 3.67	29:6 = 4.83	2599	3119	3639	4159
AST	094	1.9 2.1	60 90, 95	8/88-7/92	40% LSD 	37:9 = 4.11	35:15 = 2.33	31:21 = 1.48	57:56 = 1.02	0.85	33:9 = 3.67	32:7 = 4.57	2549	3059	3569	4079
DV	094	1.9	60	8/82-9/83		37:9 = 4.11	35:15 = 2.33	31:21 = 1.48	57:56 = 1.02	49:64 = 0.77	33:9 = 3.67	34:7 = 4.86	2456	2947	3438	3929
DW	094	1.9	78	8/82-9/83		37:9 = 4.11	35:15 = 2.33	31:21 = 1.48	57:56 = 1.02	49:64 = 0.77	33:9 = 3.67	34:7 = 4.86	2456	2947	3438	3929
DX	094	1.6D	50	8/82-9/83		37:9 = 4.11	35:15 = 2.33	31:21 = 1.48	57:56 = 1.02	49:64 = 0.77	33:9 = 3.67	38:7 = 5.43	2779	3335	3891	4447
FCA	094	2.5 2.6	160	8/97-7/02		37:9 = 4.11	35:15 = 2.33	31:21 = 1.48	57:56 = 1.02	?	?	?				

* Diameter of original 185/80R14 tires

4+G Manual – Syncro 14"

		Usage				Gear Ratios								Front Differential			RPM @ mph in top gear with 25.6" tires*				
Trans Code	Diff Lock?	Engine	bhp	Dates	Note	G	1	2	3	4	R	Final	Final x Top Gear	Trans Code - with locker	Trans Code - without locker	Ratio	50	60	70	80	
6P	N	1.9 2.1	78 95, 112	2/85- 7/92		6.03	34:9 = 3.78	33:16 = 2.06	49:40 = 1.23	41:48 = 0.85	6.03	38:7 = 5.43	4.62	ADM	6N	38:7 = 5.43	3029	3635	4240	4846	
6PA	Y	1.9 2.1	78 95, 112	8/87-		6.03	34:9 = 3.78	33:16 = 2.06	49:40 = 1.23	41:48 = 0.85	6.03	38:7 = 5.43	4.62	ADM	6N	38:7 = 5.43	3029	3635	4240	4846	
AAK	N	1.9 2.1	78 95, 112	2/85- 7/92		6.03	34:9 = 3.78	33:16 = 2.06	49:40 = 1.23	41:48 = 0.85	6.03	34:7 = 4.86	4.62	ADH	ACU	34:7 = 4.86	2711	3253	3795	4338	
AAN	Y	1.9 2.1	78 95, 112	2/85- 7/92		6.03	34:9 = 3.78	33:16 = 2.06	49:40 = 1.23	41:48 = 0.85	6.03	34:7 = 4.86	4.62	ADH	ACU	34:7 = 4.86	2711	3253	3795	4338	
AGZ	N	1.6TD	70	3/86- 8/89		6.03	34:9 = 3.78	33:16 = 2.06	49:40 = 1.23	39:50 = 0.78	6.03	38:7 = 5.43	4.62	?	6N	38:7 = 5.43	2779	3335	3891	4447	
AHA	Y	1.6TD	70	4/89- 8/89		6.03	34:9 = 3.78	33:16 = 2.06	49:40 = 1.23	39:50 = 0.78	6.03	35:6 = 5.83	4.55	?	ALM	35:6 = 5.83	2984	3581	4178	4775	
AHF	Y	1.6TD	70	3/86- 8/89		6.03	34:9 = 3.78	33:16 = 2.06	49:40 = 1.23	39:50 = 0.78	6.03	38:7 = 5.43	4.62	?	?	38:7 = 5.43	2779	3335	3891	4447	
AHX ¹	Y					6.03	34:9 = 3.78	33:16 = 2.06	49:40 = 1.23	?	6.03	?	?	?	?	?					
AKE	N	2.1	95, 112	1/87- 8/89		6.03	34:9 = 3.78	33:16 = 2.06	49:40 = 1.23	41:48 = 0.85	6.03	32:7 = 4.57	3.89	AKH	AKF	32:7 = 4.57	2549	3059	3569	4079	
AKG	Y	2.1	95, 112	11/86- 8/89		6.03	34:9 = 3.78	33:16 = 2.06	49:40 = 1.23	41:48 = 0.85	6.03	32:7 = 4.57	3.89	AKH	AKF	32:7 = 4.57	2549	3059	3569	4079	
AKK	N	1.6TD	70	4/89- 8/89		6.03	34:9 = 3.78	33:16 = 2.06	49:40 = 1.23	39:50 = 0.78	6.03	35:6 = 5.83	4.55	ALN	ALM	35:6 = 5.83	2984	3581	4178	4775	
AVF	N	1.6TD	70	9/89- 7/92		6.03	34:9 = 3.78	32:17 = 1.88	49:40 = 1.23	39:50 = 0.78	6.03	35:6 = 5.83	4.96	ALN	ALM	35:6 = 5.83	2984	3581	4178	4775	
AVH	N	1.9 2.1	78 95	9/89- 7/92		6.03	34:9 = 3.78	32:17 = 1.88	49:40 = 1.23	41:48 = 0.85	6.03	38:7 = 5.43	4.62	?	?	38:7 = 5.43	3029	3635	4240	4846	
AVJ	N	1.6TD	70	9/89- 7/92		6.03	34:9 = 3.78	32:17 = 1.88	49:40 = 1.23	39:50 = 0.78	6.03	38:7 = 5.43	4.24	?	?	38:7 = 5.43	2984	3581	4178	4775	
AVK	Y	1.6TD	70	9/89- 7/92		6.03	34:9 = 3.78	32:17 = 1.88	49:40 = 1.23	39:50 = 0.78	6.03	38:7 = 5.43	4.24	?	?	38:7 = 5.43	2779	3335	3891	4447	
AVL	Y	1.9 2.1	78 95	8/89- 7/92		6.03	34:9 = 3.78	32:17 = 1.88	49:40 = 1.23	41:48 = 0.85	6.03	38:7 = 5.43	4.62	?	?	38:7 = 5.43	3029	3635	4240	4846	
AVN	Y	1.9 2.1	78 95, 112	8/89- 7/92		6.03	34:9 = 3.78	32:17 = 1.88	49:40 = 1.23	41:48 = 0.85	6.03	34:7 = 4.86	4.13	?	?	34:7 = 4.86	2711	3253	3795	4338	
AVS	Y	1.6TD	70	9/89- 7/92		6.03	34:9 = 3.78	32:17 = 1.88	49:40 = 1.23	39:50 = 0.78	6.03	35:6 = 5.83	4.55	?	?	35:6 = 5.83	2984	3581	4178	4775	

1. AHX: With auxiliary power take-off

* Diameter of original 185/80R14 tires

Viscous Coupler part #094-409-435

Note: Granny (low) and Reverse gears have an R&P of 31:9 X 28:16.

4+G Manual – Syncro 16"

		Usage				Gear Ratios								Front Differential			RPM @ mph in top gear with 28.9" tires*			
Trans Code	Diff Lock	Engine	bhp	Dates	Note	G	1	2	3	4	R	Final	Final x Top Gear	Trans Code - with locker	Trans Code - without locker	Ratio	50	60	70	80
ALE	Y	2.1	95	9/89-		6.03	34:9 = 3.78	33:16 = 2.06	49:40 = 1.23	41:48 = 0.85	6.03	35:6 = 5.83	4.96	AAM	AHB	35:6 = 5.83	2881	3457	4033	4609
ALK	Y	2.1	112	8/87-8/89		6.03	34:9 = 3.78	33:16 = 2.06	49:40 = 1.23	41:48 = 0.85	6.03	38:7 = 5.43	4.62	AHU	AHT	38:7 = 5.43	2683	3220	3756	4293
AND	Y	1.6TD	70	1/88-8/89		6.03	34:9 = 3.78	33:16 = 2.06	49:40 = 1.23	41:48 = 0.85	6.03	37:6 = 6.17	5.24	ANB	ANC	37:6 = 6.17	3049	3658	4268	4878
AVM	Y	1.9 2.1	78 95	9/89-		6.03	34:9 = 3.78	32:17 = 1.88	49:40 = 1.23	39:50 = 0.78	6.03	35:6 = 5.83	4.55	AAM	AHB	35:6 = 5.83	2643	3172	3701	4230
AVR	Y	2.1	112	9/89-		6.03	34:9 = 3.78	32:17 = 1.88	49:40 = 1.23	41:48 = 0.85	6.03	35:6 = 5.83	4.62	AHU	AHT	35:6 = 5.83	2881	3457	4033	4609
AVU	Y	1.6TD	70	9/89-		6.03	34:9 = 3.78	32:17 = 1.88	49:40 = 1.23	41:48 = 0.85	6.03	37:6 = 6.17	5.24	AOM	AOL	37:6 = 6.17	3049	3658	4268	4878
AVV	N	1.9 2.1	78 95, 112	9/89-		6.03	34:9 = 3.78	32:17 = 1.88	49:40 = 1.23	41:48 = 0.85	6.03	34:7 = 4.86	4.13	?	?	34:7 = 4.86	2401	2882	3362	3842

Viscous Coupler part #094-409-435

*Based on 205/80R16 tires.

Note: Granny (low) and Reverse gears have an R&P of 31:9 X 28:16.

4+G Manual – Syncro 14", without Viscous Coupler (manually-operated 4WD)

		Usage				Gear Ratios								Front Differential			RPM @ mph in top gear with 25.6" tires*			
Trans Code	Diff Lock?	Engine	bhp	Dates	Note	G	1	2	3	4	R	Final	Final x Top Gear	Trans Code - with locker	Trans Code - without locker	Ratio	50	60	70	80
AAL	N	1.9 2.1	78 95	2/85-7/85		6.03	34:9 = 3.78	33:16 = 2.06	49:40 = 1.23	41:48 = 0.85	6.03	34:7 = 4.86	4.13	ADK ²	ADG	34:7 = 4.86	2711	3253	3795	4338
AAM	Y	1.9 2.1	78 95	2/85-7/85		6.03	34:9 = 3.78	33:16 = 2.06	49:40 = 1.23	41:48 = 0.85	6.03	34:7 = 4.86	4.13	ADK ²	ADG	34:7 = 4.86	2711	3253	3795	4338
6Z	N	1.9 2.1	78 95	2/85-7/85		6.03	34:9 = 3.78	33:16 = 2.06	49:40 = 1.23	41:48 = 0.85	6.03	38:7 = 5.43	4.62	ADN	ADL	38:7 = 5.43	3029	3635	4240	4846
6ZA	Y	1.9 2.1	78 95	2/85-7/85		6.03	34:9 = 3.78	33:16 = 2.06	49:40 = 1.23	41:48 = 0.85	6.03 ¹	38:7 = 5.43	4.62	ADN	ADL	38:7 = 5.43	3029	3635	4240	4846

1. 6.03 sine 07/84; prior Syncro prototypes used the ratio from 2WD







2. Used only on prototypes

* Diameter of original 185/80R14 tires

Note: Granny (low) and Reverse gears have an R&P of 31:9 X 28:16.

P.S. Syncro owners: Volkswagen prefers to call your granny gear a "cross country gear".

Engine Specs & Transmission Cross-reference

Code	Liters	Cooling	Engine Type	Fuel System	Fuel Management	Compression	Torque	bhp	Transmission Code(s)	Model Years	Note
AAX	1.8	Water	Inline-four	Fuel Injection	?	?	?	95	AOJ	1995-2000	
AAY	2.5	Water	Inline-five	Fuel Injection	Bosch K-Jetronic	?	?	?	AFJ, FCA	1995-2002	
ADV	2.6	Water	Inline-five	Fuel Injection	?	?	?	160	AFJ, FCA	1995-2002	
AFU	2.3	Water	Inline-five	Fuel Injection	?	?	?	120	CYV, DKZ, FBZ	1995-2002	
CS	1.6	Water	Inline-four	Diesel	--	23:1	97 ft-lb @ 2000 rpm	50	6D, 8K, 8L, 9D, AAF, ABF, ABP, ABR, ACP, ACR, DH, DJ, DM, DO, DY, DX, DZ	1981-1985*	
CT	1.6	Air	Flat-four	Carburetor	Solex single 34-PICT-4	?	?	50	6D, DH, DJ, DN, DO, DS, DY	1980-1983	
CU	2.0	Air	Flat-four	Carburetor	Solex twin 34-PDSIT-2/3	7.3:1	?	70	DK, DL, DP, DR, NG	1980-1983	
CV	2.0	Air	Flat-four	Fuel Injection	Bosch L-Jetronic	7.3:1	101 ft-lb @ 3000 rpm	70	DK, DL, DP, DR, NG	1980-1983	
CZ	1.6	Air	Flat-four	Carburetor	Solex single 34-PICT-4	?	?	50	6D, DH, DJ, DN, DO, DS, DY	1980-1983	
EY	1.9	Water	Flat-four	Carburetor	34-PICT	7.5:1	?	57	?	1983½-1989	
DF	1.9	Water	Flat-four	Carburetor	Solex 34-PICT	8.6:1	140 Nm @ 2200 rpm	60	4D, 7D, 8F, 8H, ABB, ABK, ABL, ASM, AST, DT, DV	1983-1990	
DG	1.9	Water	Flat-four	Carburetor	Pierburg 2E3, 2E4	8.6:1	141 Nm @ 2600 rpm	78	3P, 5D, 8D, 8E, ABD, ABE, ABM, ABN, DU, DW, NH; 6N, 6P, 6PA, 6ZA, AAK, AAN, ACU, ADH, ADM, AVH, AVL, AVM, AVN, AVV	1983-1992	
DH	1.9	Water	Flat-four	Fuel Injection	Bosch Digijet	7.3:1	105 ft-lb @2600 rpm	82	3P, 8E, ABM, ABN, DU, NH	1983½-1985	
DJ	2.1	Water	Flat-four	Fuel Injection	Bosch Digijet	10.5:1	174 Nm @ 2800 rpm	112	AAP, AAR, ACW, NJ; 6N, 6P, 6PA, AAK, AAN, ACU, ADH, ADM, AHT, AHU, AKE, AKF, AKG, AKH, ALK, AVN, AVR, AVV	1985-1992	
GW	1.9	Water	Flat-four	Fuel Injection	Bosch Digijet	8.6:1	147 Nm @ 2800 rpm	90	3P, 8E, ABM, ABN, DU, NH	1984-1985	
JX	1.6	Water	Inline-four	Turbo Diesel	--	23:1	?	70	3H, AAH,AAS, ABH, ABS, ASR, ASS; 6N, ADM, AGZ, AHA, AHF, AKK, ALM, ALN, ANB, ANC, AND, AOL, AOM, AVF, AVJ, AVK, AVS, AVU	1985-1992	
KY	1.7	Water	Inline-four	Diesel	--	23.1	?	57	ABF, ABP, ABR, ALD, APF, ASN, ASP	1985	
MV	2.1	Water	Flat-four	Fuel Injection	Bosch Digifant	9.0:1	117.3 ft-lb @3200 rpm	95	ACW, ABM, ABN, AGT, ASL, AST, NK; 6N, 6P, 6PA, AAK, AAM, AAN, ACU, ADH, ADM, AHB, AHT, AHU, AKE, AKF, AKG, AKH, ALE, AVH, AVL, AVM, AVN, AVV	1985-1992	
SP	1.9	Water	Flat-four	Cabruretor	Pierburg 2E3	?	?	73	ABE, ABM, NK	1986-1989	
SR	2.1	Water	Flat-four	Fuel Injection	Bosch Digifant	?	?	87	ABM, AGT, NK	1987	
SS	2.1	Water	Flat-four	Fuel Injection	Bosch Digifant	9.0:1	154 Nm @ 2800 rpm	90	ASL, AST	1990	

*1982-1983 in North America

Purple = Syncro trans